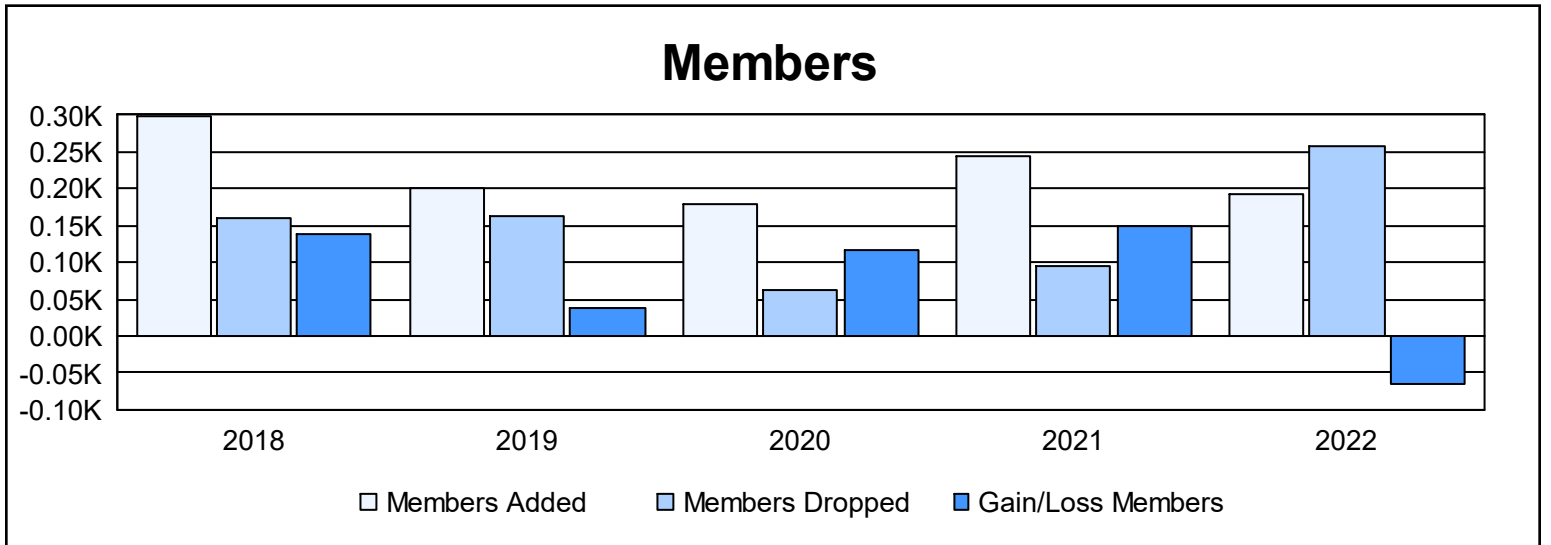
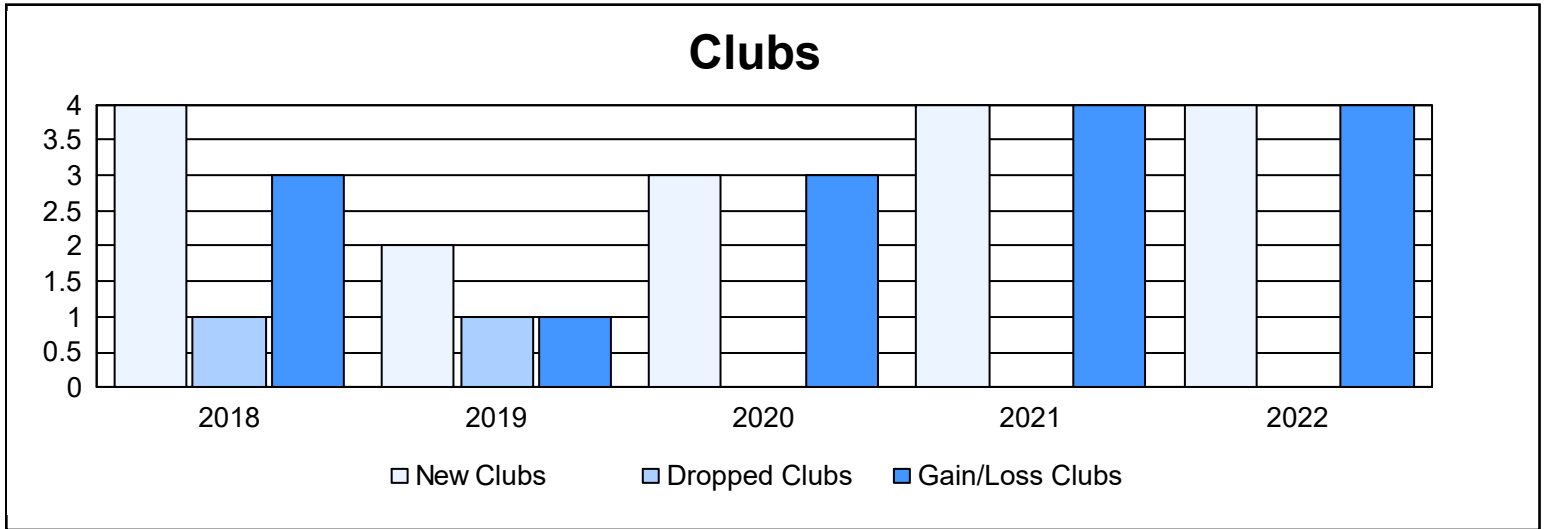
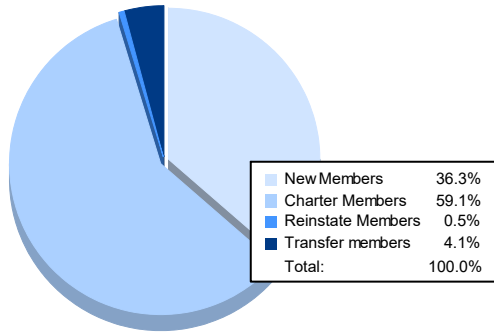


Year	New Clubs	Dropped Clubs	Gain/ Loss Clubs	New Members	Charter Members	Reinstate Members	Transfer Members	Total Member Added	Total Members Dropped	Gain/ Loss Members
2017-2018	4	1	3	197	99	0	3	299	161	138
2018-2019	2	1	1	147	49	0	5	201	163	38
2019-2020	3	0	3	96	83	0	0	179	62	117
2020-2021	4	0	4	132	110	1	1	244	94	150
2021-2022	4	0	4	70	114	1	8	193	259	-66
<b>Average</b>	<b>3</b>	<b>0</b>	<b>3</b>	<b>128</b>	<b>91</b>	<b>0</b>	<b>3</b>	<b>223</b>	<b>148</b>	<b>75</b>



### Membership Composition June 2022 Cumulative



### Gender Composition June 2022 Cumulative

